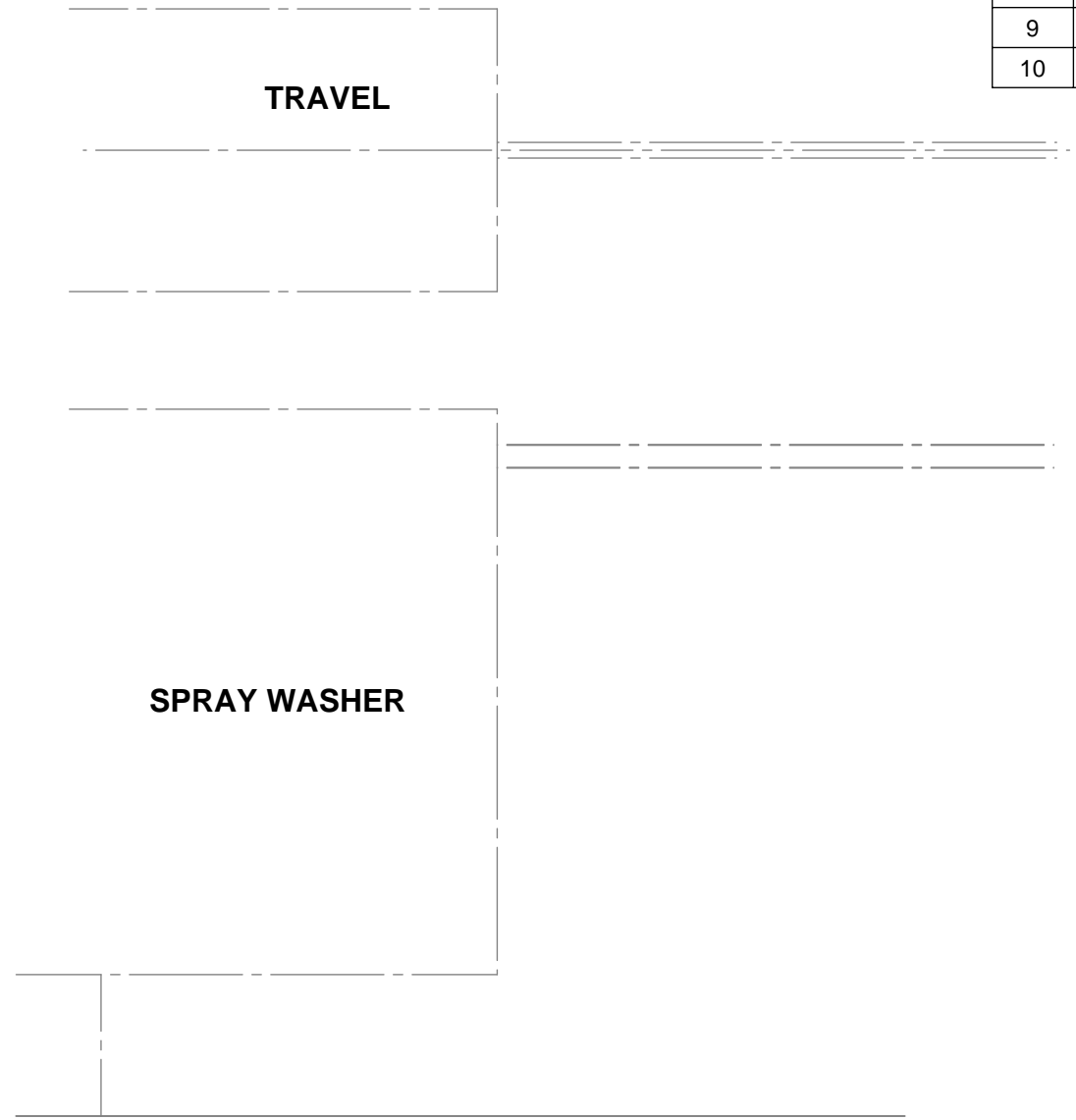
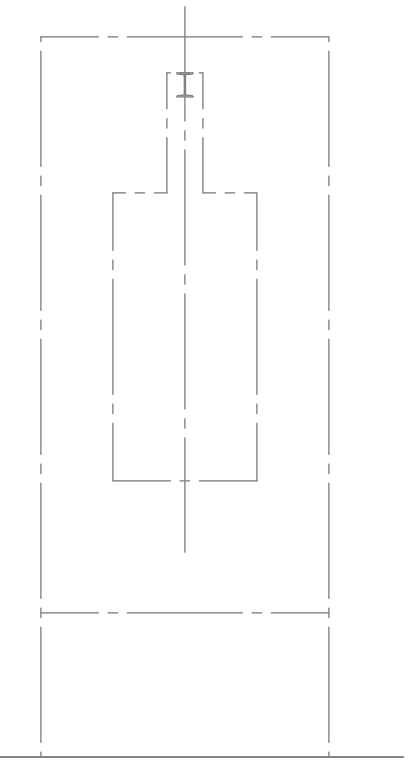
 <p><b>Air Force 1 Blow Off Systems</b> 609 Colby Drive, Waterloo Ontario, N2V 1A1, Canada phone: (519) 746-5035 www.af1.com</p>	DRAWN BY: CEW    DATE: 04-NOV-08 CHK BY:            DATE: ENG. APPR:        DATE:	DRAWING TITLE: <b>SAMPLE AIR CANNON &amp; PIPE MOUNT</b>			
	UNLESS OTHERWISE SPECIFIED: DIMENSIONS ARE IN INCHES TOLERANCES: FRACTIONAL ± 1/8" ANGULAR: MACH ± .5 BEND ± .01 TWO PLACE DECIMAL ± .01 THREE PLACE DECIMAL ± .001 FOUR PLACE DECIMAL ± .0005 INTERPRET GEOMETRIC TOLERANCING PER: ASME Y14.5M-1994	CUSTOMER: <b>AF1</b>			
	PROPRIETARY AND CONFIDENTIAL THE INFORMATION CONTAINED IN THIS DRAWING IS THE SOLE PROPERTY OF AIR FORCE 1 BLOW OFF SYSTEMS. ANY REPRODUCTION IN WHOLE OR IN PART WITHOUT THE WRITTEN PERMISSION OF AIR FORCE 1 BLOW OFF SYSTEMS IS PROHIBITED.	No.                      REVISION                      DATE                      BY	SCALE: 1:2		DWG NO: <b>SAMPLE</b> REV: <b>0</b>
	CAD FILE NAME: <b>SAMPLE</b> SIZE: <b>B SIZE</b>	SHEET 1 OF 1			

ITEM NO.	QTY.	DESCRIPTION
1	6	1" WALL CLAMP - (AF1-WC-4)
2	38	1" CROSSOVER CLAMP - (AF1-CC-4)
3	4	1" SWIVEL CLAMP - (AF1-SC-4)
4	5	1" WALL CLAMP PERPENDICULAR - (AF1-WCP-4)
5	2	DIA 1" ALUMINUM PIPE - LOT
6	4	DIA 1" ALUMINUM PIPE - LOT
7	2	DIA 1" ALUMINUM PIPE - LOT
8	2	DIA 1" ALUMINUM PIPE - LOT
9	12	DIA 1" ALUMINUM PIPE - LOT
10	1	DIA 1" ALUMINUM PIPE - LOT

**PLAN VIEW**



**SIDE ELEVATION**



**END ELEVATION**

DETAIL A  
SCALE 1 : 5

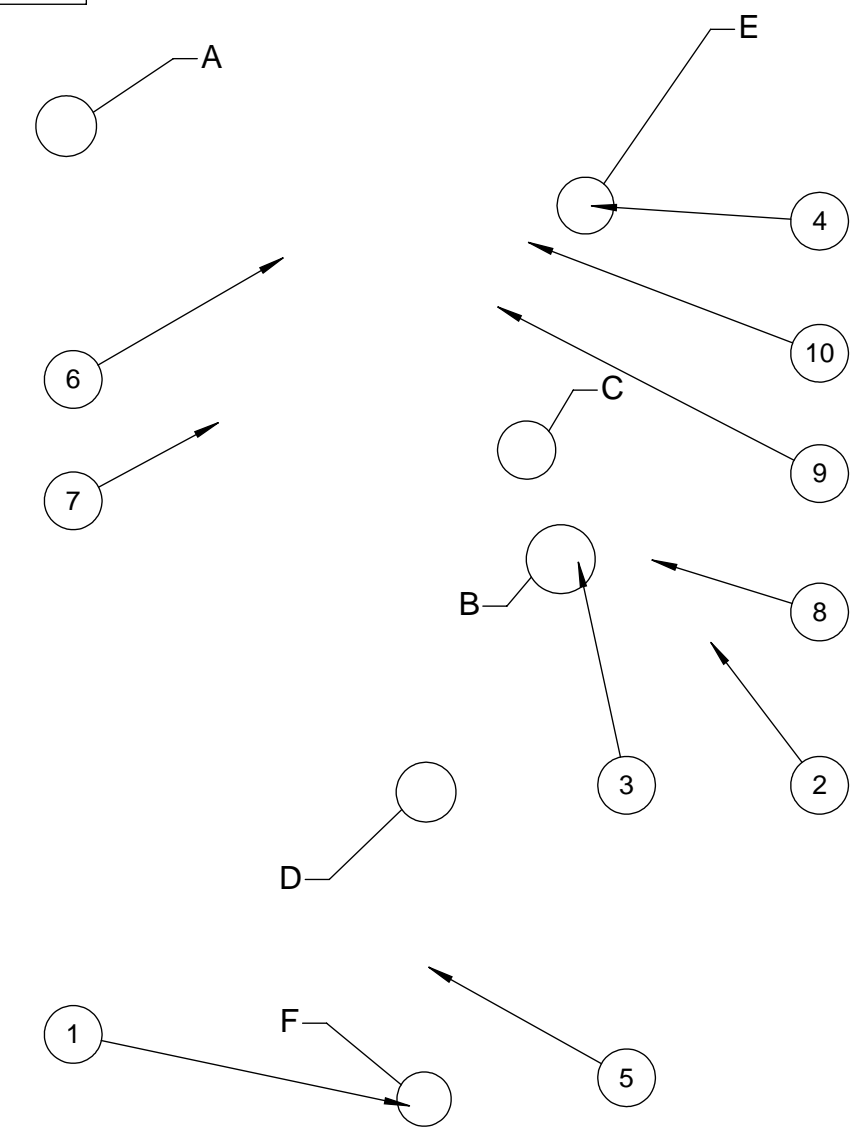
DETAIL B  
SCALE 1 : 5

DETAIL C  
SCALE 1 : 5

DETAIL D  
SCALE 1 : 5

DETAIL E  
SCALE 1 : 5

DETAIL F  
SCALE 1 : 5



**Air Force 1 Blow Off Systems**  
 609 Colby Drive, Waterloo  
 Ontario, N2V 1A1, Canada  
 phone: (519) 746-5035  
 www.af1.com

DRAWN BY: ChadW DATE: DD-JAN-10  
 CHK BY: DATE:  
 ENG. APPR: DATE:  
 UNLESS OTHERWISE SPECIFIED:  
 DIMENSIONS ARE IN INCHES  
 TOLERANCES:  
 FRACTIONAL ± 1/8"  
 ANGULAR: MACH ± .5 BEND ± .01  
 TWO PLACE DECIMAL ± .01  
 THREE PLACE DECIMAL ± .001  
 FOUR PLACE DECIMAL ± .0005  
 INTERPRET GEOMETRIC  
 TOLERANCING PER: ASME Y14.5M-1994  
 PROPRIETARY AND CONFIDENTIAL  
 THE INFORMATION CONTAINED IN THIS DRAWING IS  
 THE SOLE PROPERTY OF AIR FORCE 1 BLOW OFF  
 SYSTEMS. ANY REPRODUCTION IN WHOLE OR IN  
 PART WITHOUT THE WRITTEN PERMISSION OF AIR  
 FORCE 1 BLOW OFF SYSTEMS IS PROHIBITED.

No.	REVISION	DATE	BY

CAD FILE NAME: **XX-XXXXXX-XXX** SIZE: **B SIZE**

DRAWING TITLE:  
**SPRAY WASHER EXIT  
 BLOW OFF STATION  
 AIR CANNON / PIPE ASSEMBLY LAYOUT**

CUSTOMER:  
**AF1**

SCALE: 1:32 DWG NO: **XX-XXXXXX-XXX** REV: **0**

SHEET 1 OF 1

